

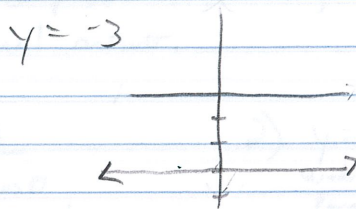

14-4

Graphing Polar Equations

Hw ✓

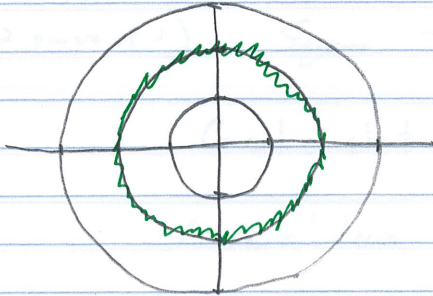
Skill ✓

Rectangular: (x, y)

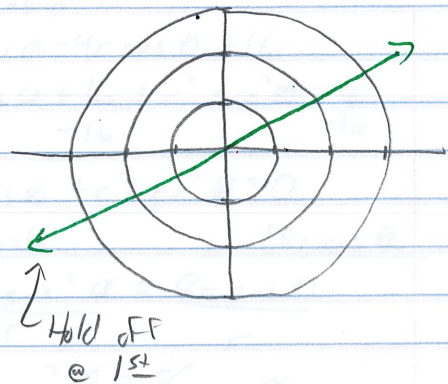


Polar: (r, θ)

Graph: $r = 2$ (What would this look like? A circle)



Graph: $\theta = 30^\circ$ (What would this look like? A line)



CW/HW: WS 8.2